

# ABLOY<sup>®</sup> PROTEC<sup>2</sup>

INDUSTRIAL LOCKING RANGE



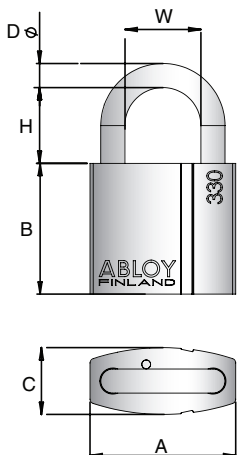

## PADLOCKS

ABLOY® padlocks have been the market leader for decades due to their unique ability to provide high security locking in severe environmental conditions. Based on independent lab test results ABLOY® padlocks continued to operate smoothly even after being subjected to some of the toughest corrosion tests. Durable materials such as hardened boron steel provide superior protection against drilling, sawing, cutting, twisting or shimming.

ABLOY® padlocks meet and or exceed the requirements of the EN12320 padlock standard.

All ABLOY® PROTEC<sup>2</sup> padlocks contain 11 discs for extensive keying combinations. They are all key retaining: key removable in locked position only (except PL321T). Both the bodies and shackles are bright chrome plated (except PL321T has stainless steel shackle).

For more information see the general ABLOY® padlocks brochure no.8802011 at [www.abloy.com](http://www.abloy.com)



Material	MODEL	Grade	BODY			SHACKLE										
			A	B	C	D = diameter		H = height		W = width						
			mm	mm	mm	mm	inches	mm	inches	mm	inches					
Brass body Stainless steel shackle	PL321T/20	*)	33	38,4	19	5	13/64	20	15/32	18	45/64					
	PL321T/50	*)						50	1 31/32							
Brass body Hardened boron steel shackle **	PL330T	3	48	43,1	22	8	5/6	25	63/64	25	63/64					
	PL330T/50	3						50	1 31/32							
	PL330T/100	*)						100	3 30/32							
	PL341T	3						25	63/64							
Hardened steel body Hardened Boron steel shackle	PL341T	3	57	52,7	25	10	25/64	25	63/64	28	1 3/32					
	PL341T/50	3						50	1 31/32							
	PL340T	4						25	63/64							
	PL340T/50	4						50	1 31/32							
	PL342T	4						25	63/64							
	Shrouded Shackle	4						25	63/64							
Hardened Boron steel shackle	PL350T	5	72	57,6	30	14	35/64	25	63/64	31	1 7/32					
	PL350T/50	5						50	1 31/32							
	PL362	6						72	95,7			30	15	19/32	25	63/64
															Shrouded Shackle	25

\*) = Not tested

\*\*) Also brass and stainless steel shackles available in PL330T

## CABINET LOCKS AND PUSH BUTTON LOCKS

ABLOY® PROTEC<sup>2</sup> cabinet locks are suitable for a wide range of applications including office furniture, lockers, cabinets, storage chests, wardrobes, sliding doors, display cases and other fittings. They have a contemporary look that will easily integrate into any high quality design application.

All ABLOY® PROTEC<sup>2</sup> cabinet locks contain 11 discs for extensive keying combinations. Material and finish of cylinder housings is chrome plated zinc.

OF230


OF231



OF430

OF431

For more information see the ABLOY® VEGA cabinet locks brochure no.8802600 at [www.abloy.com](http://www.abloy.com)



## CAM LOCKS

ABLOY® PROTEC<sup>2</sup> have been developed to meet our customers highest security needs. They are ideally suited for demanding applications such as electric switch boxes, telecom applications, signal boxes, vending machines,

gaming machines, ATM machines, coin boxes, lockers, show cabinets etc. All locks contain 11 discs for extensive keying combinations. Body material is chrome plated brass or steel.

CL103, CL106,  
CL202, CL206




CL103T, CL202T

- Cam turn 90°/180°
- Key removable in locked position only

CL106T, CL206T

- Cam turn 360°
- Key removable in both locked and unlocked positions

For more information see the  
**ABLOY®** Cam Locks brochure  
no.8809000 at [www.abloy.com](http://www.abloy.com)



## SWITCH LOCKS

ABLOY® PROTEC<sup>2</sup> switch locks provide key-actuated switching for burglar alarms, control boxes and other high security applications. The range consists of three different models.

EP400T: key removable in “on” and “off” positions

EP401T: key removable in “off” position


EP402T: momentary contact : spring-loaded, key removable in “off” position

EP400, EP401, EP402

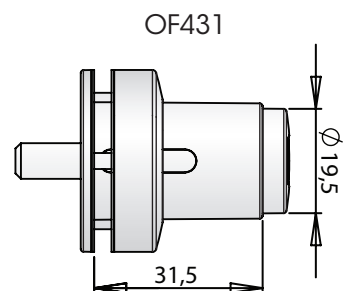
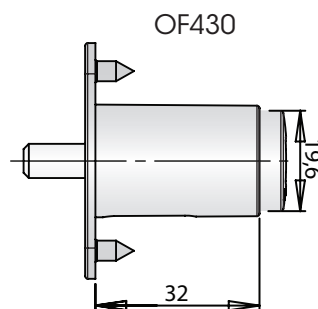
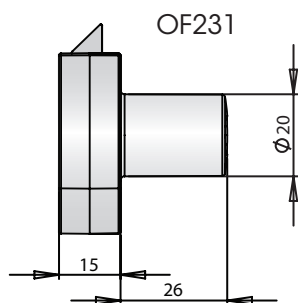
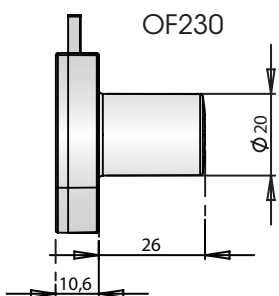


All locks contain 11 discs  
for extensive keying combinations.  
Housings are made of chrome plated brass.

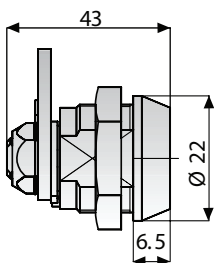
For more information see the  
**ABLOY®** Cam Locks brochure  
no.8809000 at [www.abloy.com](http://www.abloy.com)



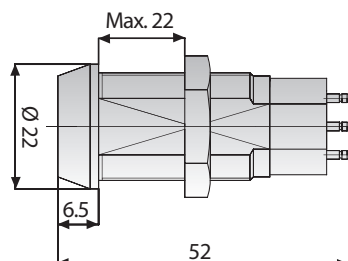
## DIMENSIONS



CL103, CL106,  
CL202, CL206




EP400, EP401, EP402



# ABLOY® PROTEC<sup>2</sup>



## CUSTOMISED PRODUCTS



All **ABLOY**® cylinder products employ the unique **ABLOY**® rotating disc technology, including our newest patent protected platform, **ABLOY**® PROTEC<sup>2</sup>. In addition to the standard product range, we have decades of experience and extensive know-how in designing special custom made locking products that both meet the highest security demands and fit your exact specification needs.

A Custom designed product may be a variation of our standard product range or a uniquely designed and manufactured security locking solution.

Our Custom design department has state of the art equipment to provide prototype samples quickly.

These custom product solutions are designed together with the customers' specialists to meet not only their exact security requirements but to be a part of a complete end product. These unique products may be mechanical and or electro-mechanical with time and audit features.

We have only one mission – to offer you the highest quality with the ultimate locking solution.

Our professional team is here to help you, please contact us.

All **ABLOY**® cylinder products are designed and manufactured in Finland.



[www.abloy.com](http://www.abloy.com)

Abloy Oy  
Wahlforssinkatu 20  
P.O. Box 108  
FI-80101 JOENSUU  
FINLAND  
Tel. +358 20 599 2501  
Fax +358 20 599 2209

